



GEEPLUS

Tubular Solenoid size 253

Device drawn in energised condition

Available plunger options:

pull (-Lx) / push (-Hx)

Life Expectancy (cycles):

>2M (-L, ;-H),

>5M (-LE, ;-HE),


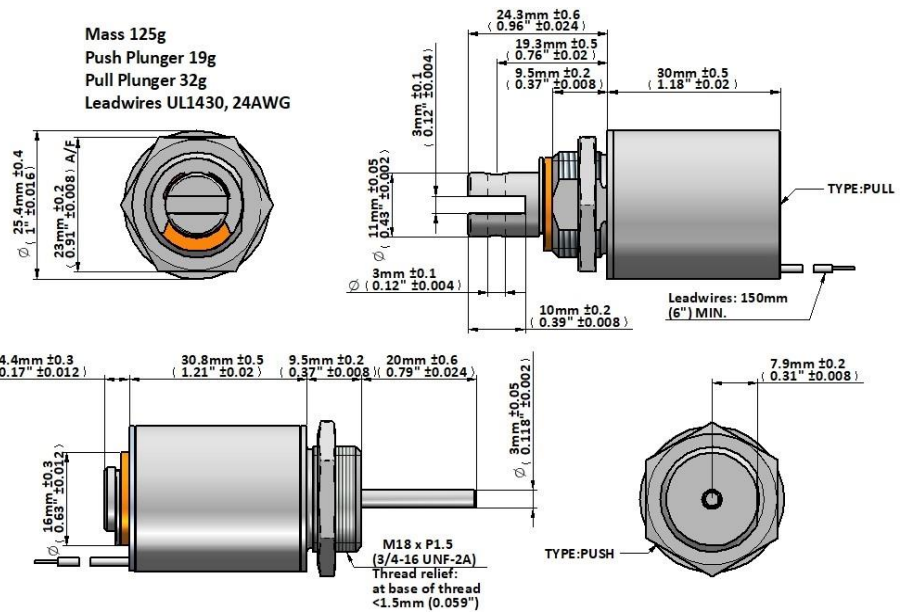
>10M (-LL, -HL)

Available mechanical options:

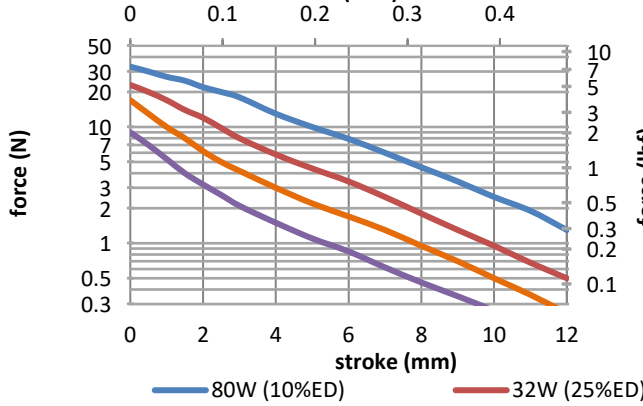
M: metric thread

F: SAE thread

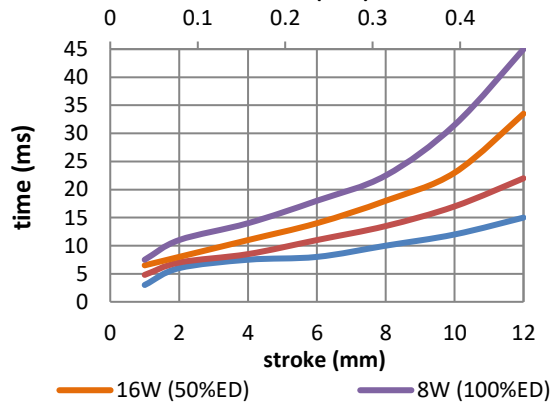
Mass 125g
 Push Plunger 19g
 Pull Plunger 32g
 Leadwires UL1430, 24AWG



force / stroke 253
 stroke (inch)



response time
 stroke (inch)



Data at 20°C, device connected to heatsink 100x100x3mm aluminum

duty cycle = $\frac{\text{"on" time}}{\text{"on" time} + \text{"off" time}} \times 100\%$		100% cont.	50% or less	25% or less	10% or less	
Max. "on" time in seconds		∞	360	32	8	
watts at 20°C		8	16	32	80	
ampere-turns at 20°		666	942	1332	2106	
AWG no.	resistance	number of turns	volts DC			
	$\Omega \pm 10\%$ (at 20°C)					
25	1.91	328	3.9	5.5	7.8	12.3
26	3.49	460	5.1	8.7	12.3	19.4
27	4.79	520	6.1	8.7	12.3	19.4
28	8.27	696	7.9	11.2	15.8	25
29	14.7	910	10.8	15.2	22	34
30	18.6	1020	12.1	17.2	24	38
31	31.3	1360	15.3	22	31	48
32	50.3	1620	21	29	41	65
33	76.8	2060	25	35	50	79
34	121	2570	31	44	63	99
35	207	3350	41	58	82	130
36	308	4100	50	71	100	158
37	490	5100	64	91	128	202
38	720	6000	80	113	160	253
39	1320	8550	103	145	206	325
40	2040	10500	129	183	259	409

Insulation Resistance >100MΩ, 500VDC Megger

Dielectric Strength 1000VAC, 50/60Hz, 1 minute

Class E (120°C) insulation class

Geepus reserves the right to change specifications without notice

www.geepus.com